




# BümoBrain Live Classes



## **BümoBlast Off!**

Exploring Space



# Winter Session 1 BümoBlast Off Materials List

Please see below for your weekly hands-on activities materials list.

## Week 1:

- Markers, crayons, or colored pencils

## Week 2:

- Play-dough

## Week 3:

- Black construction paper
- White crayon or chalk
- Star stickers

## Week 4:

- Markers, crayons, or colored pencils

## Week 5:

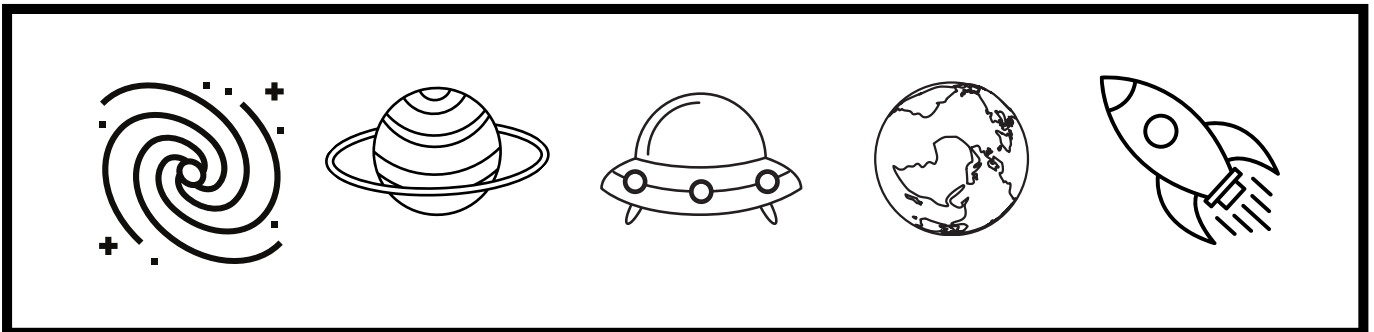
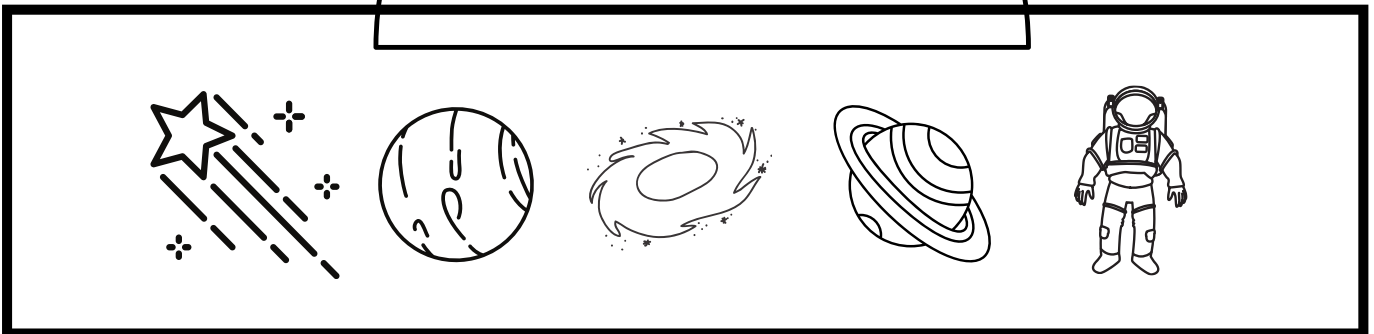

- A large mixing bowl
- 1 cup of water
- 4 cups of flour
- 2-4 tablespoons of cooking oil
- 1 and 1/2 cups of salt
- Food coloring (black or mix them to make different colors)
- Glitter

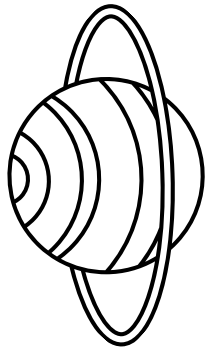
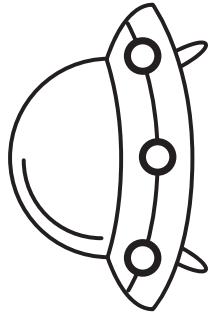

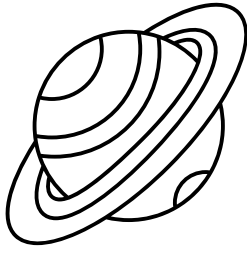


Name: \_\_\_\_\_

Date: \_\_\_\_\_

## BümoBlast Off Week 1

Directions: Color and decorate your space crown! You can wear this in your BümoBlast Off class, your BümoTeachers cannot wait to see! Please use page TWO to cut out. This page is just a preview.






Name: \_\_\_\_\_

Date: \_\_\_\_\_

## BümoBlast Off Week 2

Directions: Draw and decorate your own planet and astronaut



Name: \_\_\_\_\_

Date: \_\_\_\_\_

## BümoBlast Off Week 3

Directions: Trace the stars to reveal the hidden constellation!




Name:


Date:

## BümoBlast Off Week 4

Directions: Practice writing the words on the line next to the word.




Star



Moon



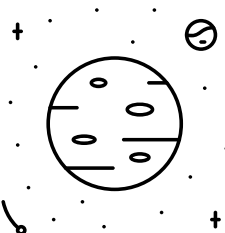
Earth



Sun



Mars



Space


Name:

Date:


## BÜMOBLAST OFF WEEK 5

Directions: Draw a line matching the space object to its name!

Astronaut




Planet



Comet



Star



Spaceship







# **BümoBrain Live Classes**



**Join us for Winter Session 2  
January 11th – February 12th**

**Sign up on [www.bumobrain.com](http://www.bumobrain.com)**