




BümoBrain Live Classes



Little Learners

Shapes and Colors



Winter Session 1 Little Learners Materials List

Please have these materials ready for hands-on activities in class.

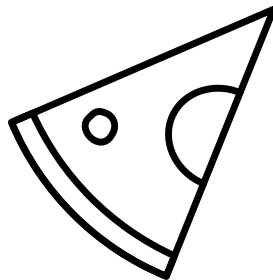




- Play-dough
- Dot markers
- Colorful scarves
- Wooden letters and numbers

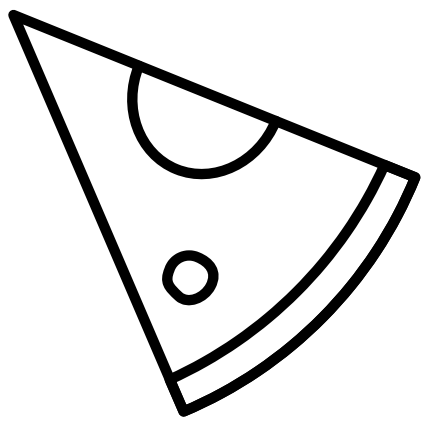





Name: _____

Date: _____

Little Learners Week 1

Directions: Color and decorate your paper crown! You can wear this in your Little Learners class, your BūmoTeacher cannot wait to see! Please cut out the crown on page TWO. This page is just a preview.









Name: _____

Date: _____

Little Learners Week 2

Directions: Fill in the shapes with play-dough!











Name: _____

Date: _____

Little Learners Week 3

Directions: Color the things that should be green.

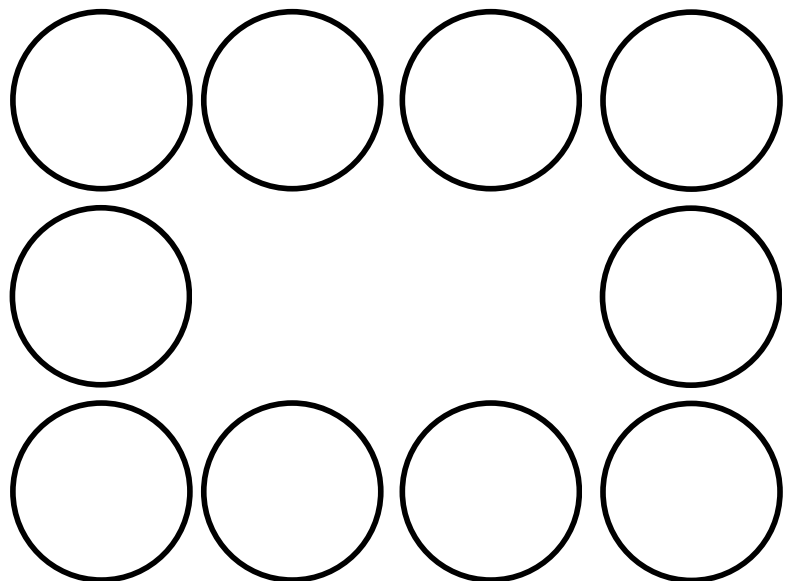
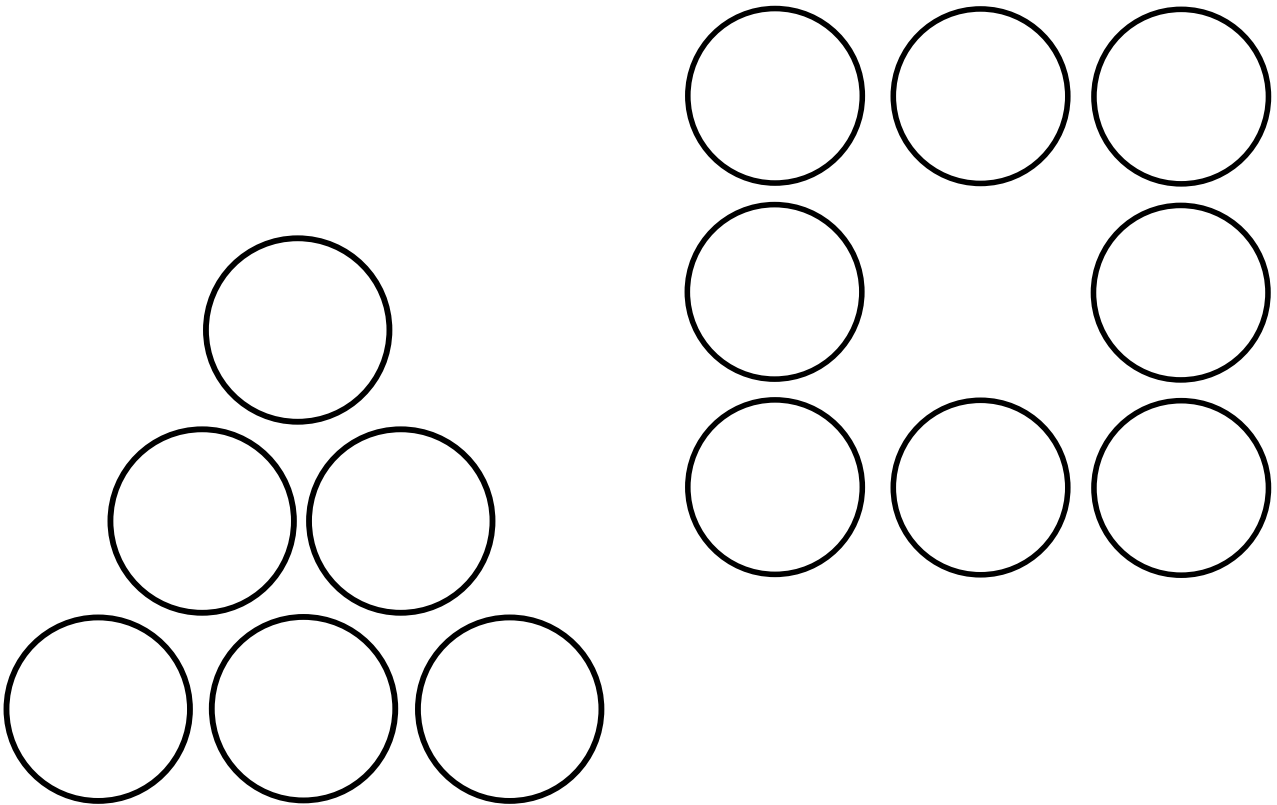


Name: _____

Date: _____

Little Learners Week 4

Directions: Trace the shapes with your dot marker!





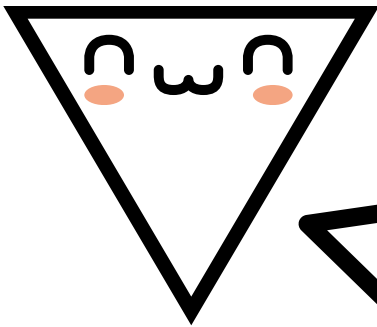
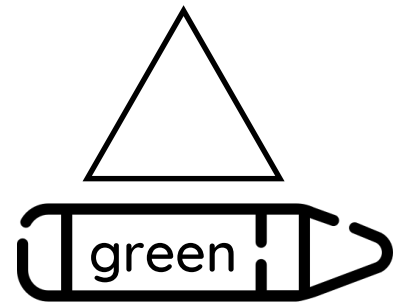
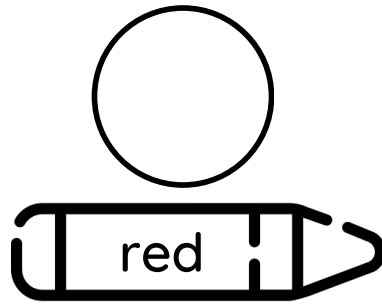
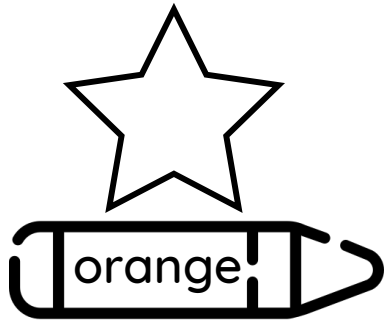


Name: _____

Date: _____

Little Learners Week 5

Directions: Color the stars orange, the circles red, and the triangles green.





BümoBrain Live Classes



**Join us for Winter Session 2
January 11th – February 12th**

Sign up on www.bumobrain.com