



BümoBrain Live Classes



Animal Kingdom Circle Time

Socialization and Listening

Please print this out to use in class.



Winter Session 1 Animal Kingdom Circle Time Materials List

Please have these materials ready for hands-on activities in class.


- Play-doh
- Dot Markers
- Popsicle sticks

Name: _____

Date: _____

Circle Time Props

Directions: Cut and paste the pictures onto popsicle sticks to use in class!



Name: _____

Date: _____

CIRCLE TIME WEEK 1

Directions: Paste the days of the week in order in class with your BümoBuddies!

A red spiral-bound notebook with four numbered pages (1, 2, 3, 4) for pasting days of the week. The pages are light gray with a dark gray border. The notebook has a red cover with a silver spiral binding on the left side.

Name: _____

Date: _____

CIRCLE TIME WEEK 1

Directions: Cut out the days of the week out before Circle Time begins!

1

Monday

2

Tuesday

3

Wednesday

4

Thursday



Name: _____

Date: _____

CIRCLE TIME WEEK 2

Directions: Paste the days of the weekend in order with your BümoBuddies during class!

5

6

7

Name: _____

Date: _____

CIRCLE TIME WEEK 2

Directions: Cut out the days of the weekend out before Circle Time begins!

5

Friday

6

Saturday

7

Sunday




Name: _____

Date: _____

CIRCLE TIME WEEK 3

Directions: Paste the months of the year in order in class with your BümoBuddies!



1

2

3

4

5

6

Name: _____

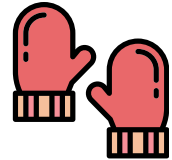
Date: _____

CIRCLE TIME WEEK 3

Directions: Cut out the months of the year out before Circle Time begins!

1

January



2

February



3

March



4

April



5

May



6

June




Name: _____

Date: _____

CIRCLE TIME WEEK 4

Directions: Paste the months of the year in order in class with your BümoBuddies!



7

8

9

10

11

12

Name: _____

Date: _____

CIRCLE TIME WEEK 4

Directions: Cut out the months of the year out before Circle Time begins!

7

July




8

August



9

September



10

October



11

November



12

December



Name: _____

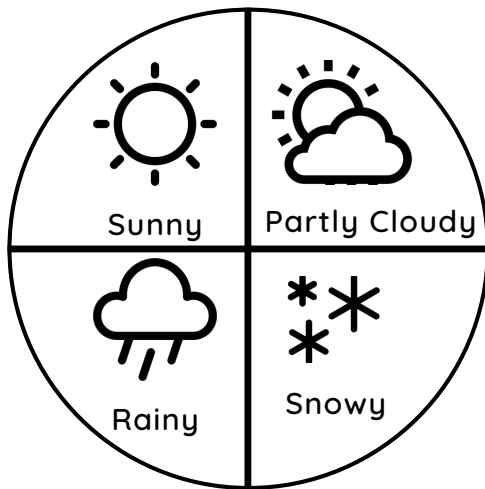
Date: _____

CIRCLE TIME WEEK 5

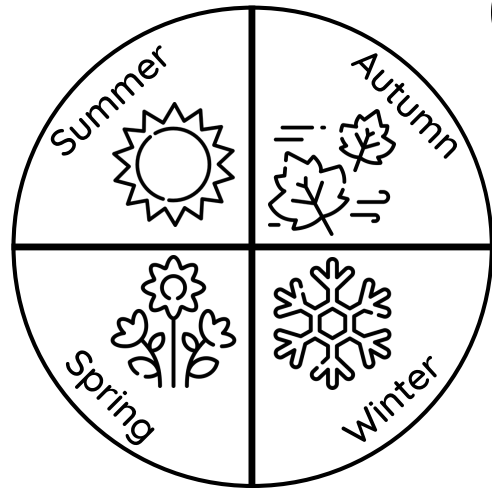
Directions: Color in the correct sections of the circles for today's weather and season. Then, draw a picture of what you would wear for today's weather in the box below.



The weather is:



The season is:





BümoBrain Live Classes



**Join us for Winter Session 2
January 11th – February 12th**

Sign up on www.bumobrain.com