



BümoBrain Live Classes



How Things Work

For Curious Minds



Winter Session 1 How Things Work Materials List

Please have these materials ready for hands-on activities in class.


- Toy or costume hard hat

Name: _____

Date: _____

HOW THINGS WORK WEEK 1

Directions: Cut along the solid black lines to cut out all the pieces of the plant life cycle! Come to class with your pieces already cut. You will paste them in order with your BümoBuddies!









Name: _____

Date: _____

HOW THINGS WORK WEEK 1

Directions: Let's put the order of the plant life cycle together!




 1	 2	 3
 4	 5	 6

Name: _____

Date: _____

HOW THINGS WORK WEEK 1

Directions: Cut along the solid black lines to gather the parts of your plant! Come to class with all the pieces of your flower cut! You will be building your flower with your other BümoBuddies.




Name: _____

Date: _____

HOW THINGS WORK WEEK 1

Directions: Let's build our plant together!







Name: _____

Date: _____

HOW THINGS WORK WEEK 2

Directions: Cut along the solid black lines to cut out all the pieces of the alarm clock! Come to class with your pieces already cut. You will build it back together with your BümoBuddies!




Name: _____

Date: _____

HOW THINGS WORK WEEK 2

Directions: Let's build our alarm clock back together with your BümoBuddies!

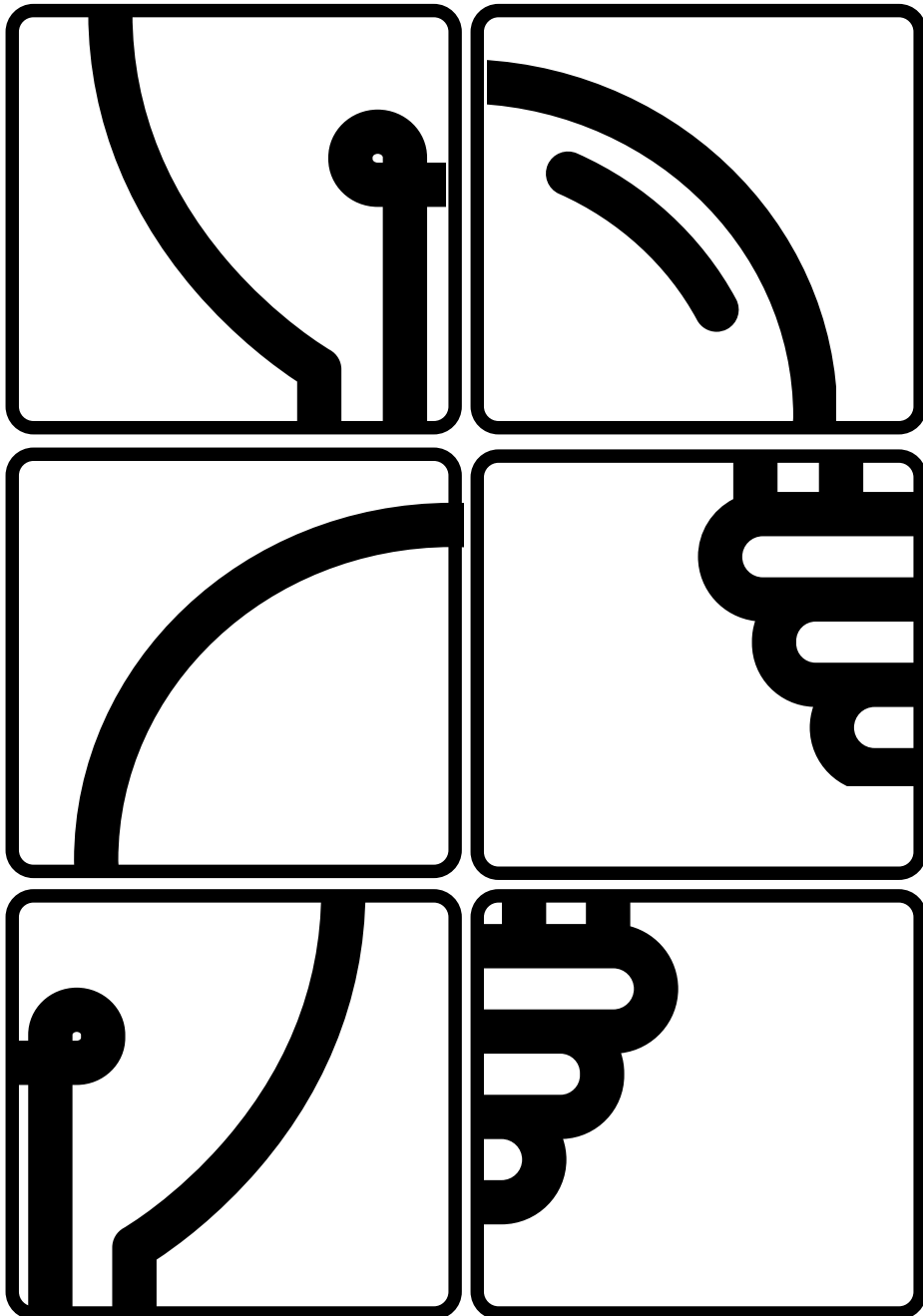


Name: _____

Date: _____

HOW THINGS WORK WEEK 3

Directions: Cut along the solid black lines to cut out all the pieces of the light bulb! Come to class with your pieces already cut. You will build it back together with your BümoBuddies!




Name: _____

Date: _____

HOW THINGS WORK WEEK 3

Directions: Let's build our light bulb back together with your BümoBuddies!







Name: _____

Date: _____

HOW THINGS WORK WEEK 4

Directions: Cut along the solid black lines to cut out all the pieces of the water life cycle! Come to class with your pieces already cut!

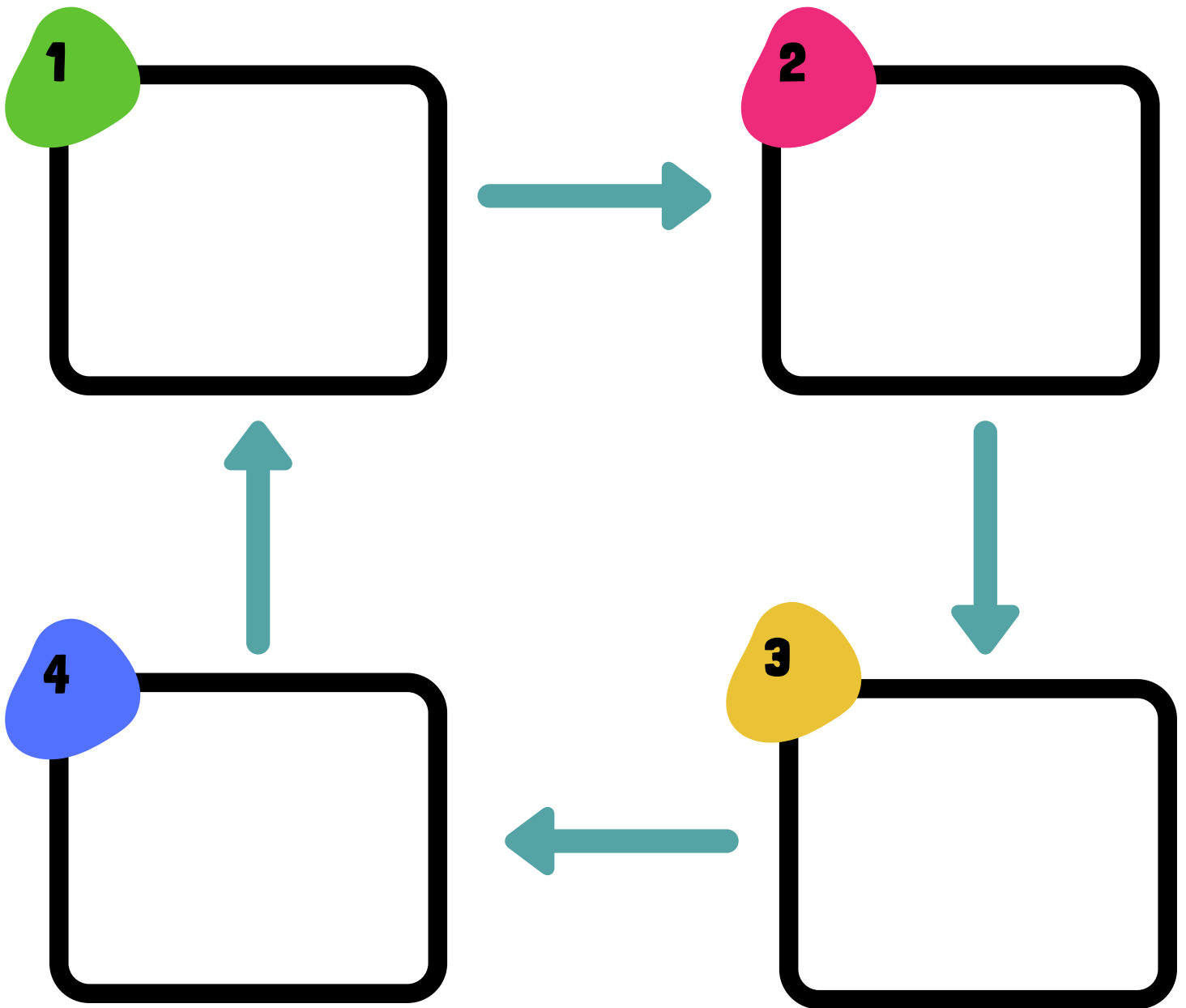


Name: _____

Date: _____

HOW THINGS WORK WEEK 4

Directions: Let's put the water cycle back in order with your BümoBuddies!

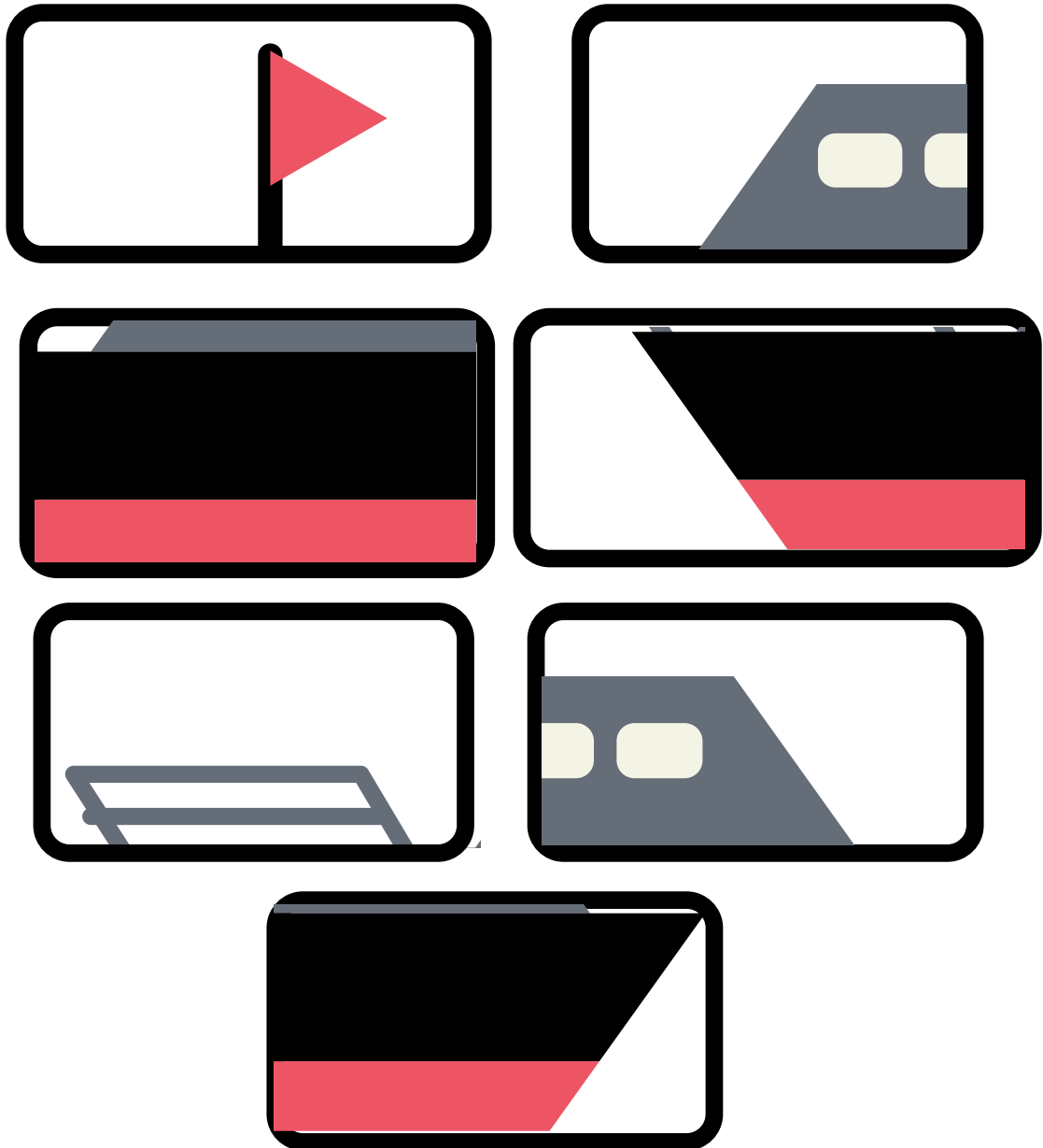


Name: _____

Date: _____

HOW THINGS WORK WEEK 5

Directions: Cut along the solid black lines to cut out all the pieces of the boat! Come to class with your pieces already cut. You will build it back together with your BümoBuddies!




Name: _____

Date: _____

HOW THINGS WORK WEEK 5

Directions: Let's build our boat back together with your BümoBuddies!





BümoBrain Live Classes



**Join us for Winter Session 2
January 11th – February 12th**

Sign up on www.bumobrain.com