



BümoBrain Live Classes



Math-Mazing

Advanced Math

Please print this out to use in class.



Winter Session 1 Math-Mazing Materials List

Please have these materials ready for hands-on activities in class.

- Dot markers
- Play-doh
- Popsicle sticks

Name: _____

Date: _____

Math-Mazing Week 1

Directions: Add the **ones** and **tens** to find the sum.

1

$$\begin{array}{|c|c|} \hline 1 & 3 \\ \hline + & \\ \hline 2 & 0 \\ \hline \end{array}$$

2

$$\begin{array}{|c|c|} \hline 4 & 5 \\ \hline + & \\ \hline 3 & 4 \\ \hline \end{array}$$

3

$$\begin{array}{|c|c|} \hline 4 & 0 \\ \hline + & \\ \hline 4 & 7 \\ \hline \end{array}$$

4

$$\begin{array}{|c|c|} \hline 5 & 2 \\ \hline + & \\ \hline 1 & 6 \\ \hline \end{array}$$

5

$$\begin{array}{|c|c|} \hline 1 & 1 \\ \hline + & \\ \hline 1 & 7 \\ \hline \end{array}$$

6

$$\begin{array}{|c|c|} \hline 3 & 3 \\ \hline + & \\ \hline 5 & 1 \\ \hline \end{array}$$

Name: _____

Date: _____

Math-Mazing Week 2

Directions: Fill in the missing dots on the domino to match the sum.

$$\begin{array}{|c|c|} \hline \bullet & \bullet \\ \hline \bullet & \bullet \\ \hline \end{array} + \begin{array}{|c|c|} \hline & \\ \hline & \\ \hline \end{array}$$

4 2

$$\begin{array}{|c|c|} \hline & \bullet \\ \hline & \bullet \\ \hline \end{array} + \begin{array}{|c|c|} \hline \bullet & \bullet \\ \hline \bullet & \bullet \\ \hline \end{array}$$

5 5

$$\begin{array}{|c|c|} \hline \bullet & \bullet \\ \hline \bullet & \bullet \\ \hline \end{array} + \begin{array}{|c|c|} \hline & \\ \hline & \\ \hline \end{array}$$

8 8

$$\begin{array}{|c|c|} \hline & \\ \hline & \\ \hline \end{array} + \begin{array}{|c|c|} \hline \bullet & \bullet \\ \hline \bullet & \bullet \\ \hline \end{array}$$

8 6

$$\begin{array}{|c|c|} \hline & \\ \hline & \\ \hline \end{array} + \begin{array}{|c|c|} \hline & \bullet \\ \hline & \bullet \\ \hline \end{array}$$

7 5

$$\begin{array}{|c|c|} \hline \bullet & \bullet \\ \hline \bullet & \bullet \\ \hline \end{array} + \begin{array}{|c|c|} \hline & \\ \hline & \\ \hline \end{array}$$

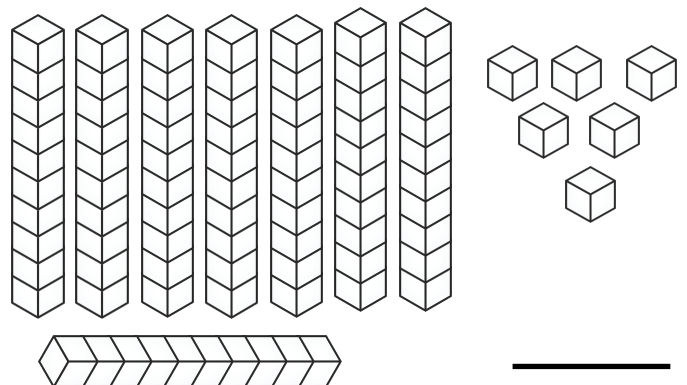
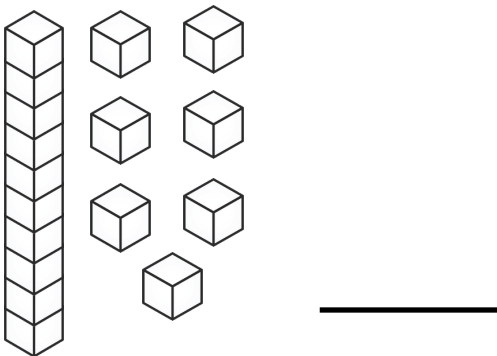
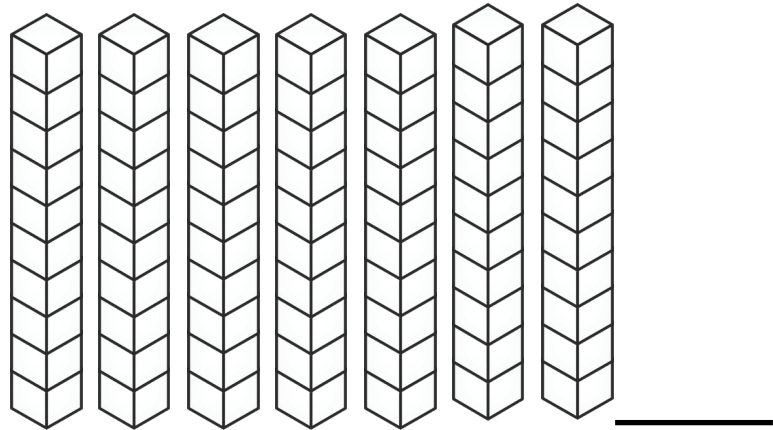
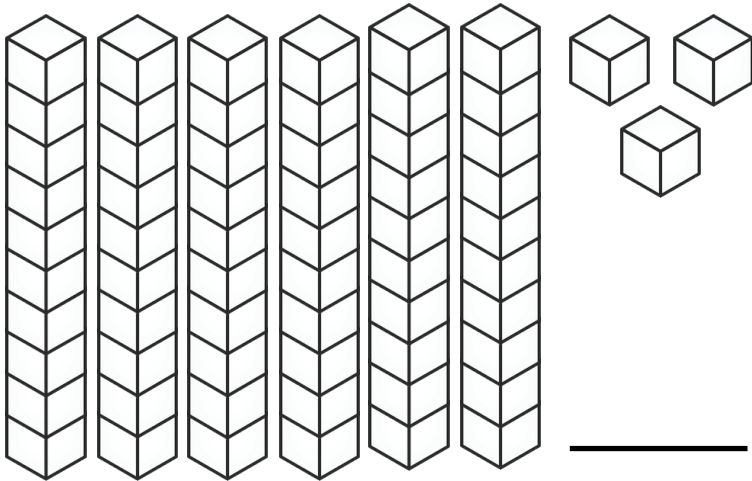
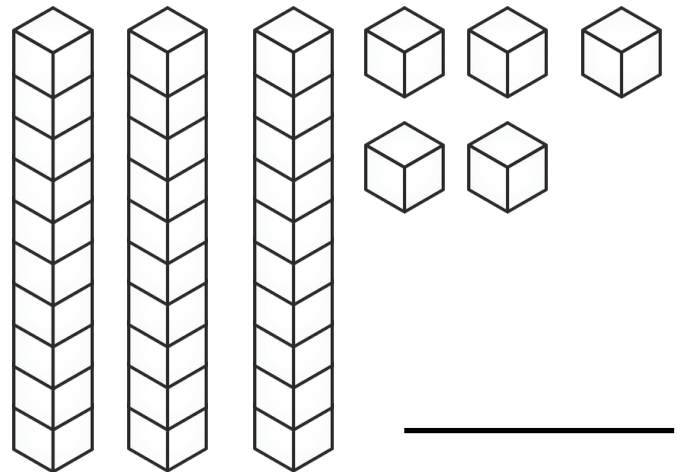
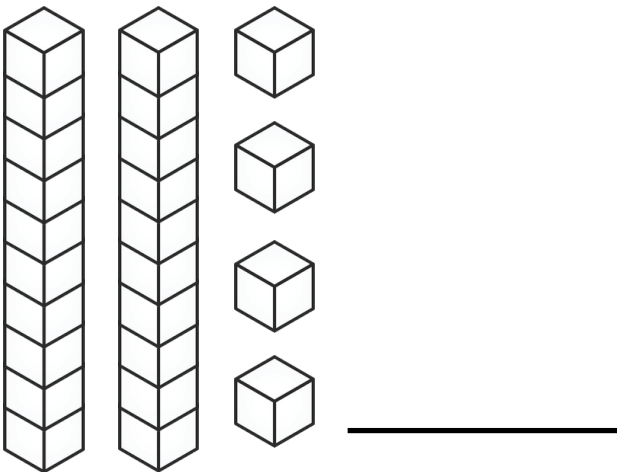
3 9

Name: _____

Date: _____

Math-Mazing Week 3

Directions: Count the tens and ones cubes. Write the number on the blank line.



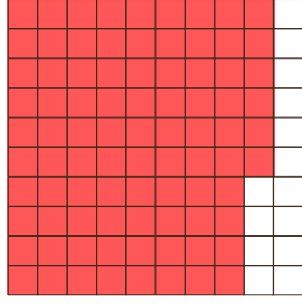



Name: _____

Date: _____

Math-Mazing Week 4

Directions: Finish filling in the rows below. In the first column write the number. In the second column write the place values. In the third column color in the number on the 100s square.

Number	Place Values	Picture
32	____ tens ____ ones	
	<u>5</u> tens <u>7</u> ones	
	____ tens ____ ones	
18	____ tens ____ ones	

Name: _____

Date: _____

Math-Mazing Week 5

Directions: Listen to the teacher's directions and fill in your bingo board.

BINGO

47	99	26	33
81	51	79	91
13	55	32	85
29	49	63	72





BümoBrain Live Classes



**Join us for Winter Session 2
January 11th – February 12th**

Sign up on www.bumobrain.com