



# BümoBrain Live Classes



## **BümoBeats**

Alphabet and 123s



# Winter Session 1 BümoBeats Materials List

Please have these materials ready for hands-on activities in class.


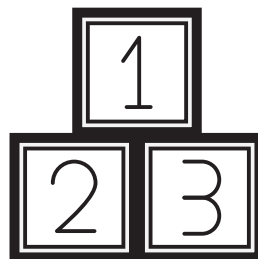




- Play-dough
- Dot markers
- Colorful scarves
- Wooden letters and numbers
- Instrument

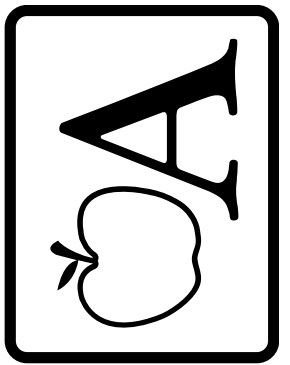
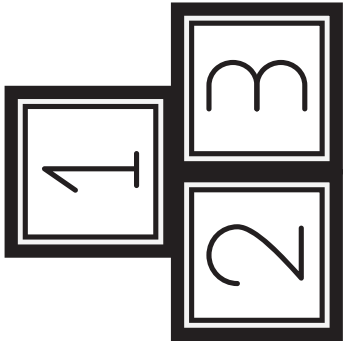

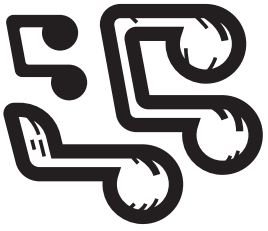

Name: \_\_\_\_\_

Date: \_\_\_\_\_

## BümoBeats Week 1

Directions: Color and decorate your paper crown! You can wear this in your BümoBeats class, your BümoTeacher cannot wait to see! Please cut out the crown on page TWO. This page is just a preview.






Name: \_\_\_\_\_

Date: \_\_\_\_\_

## BümoBeats Week 2

Directions: Use your dot marker to dot on the clouds with the letter "A."

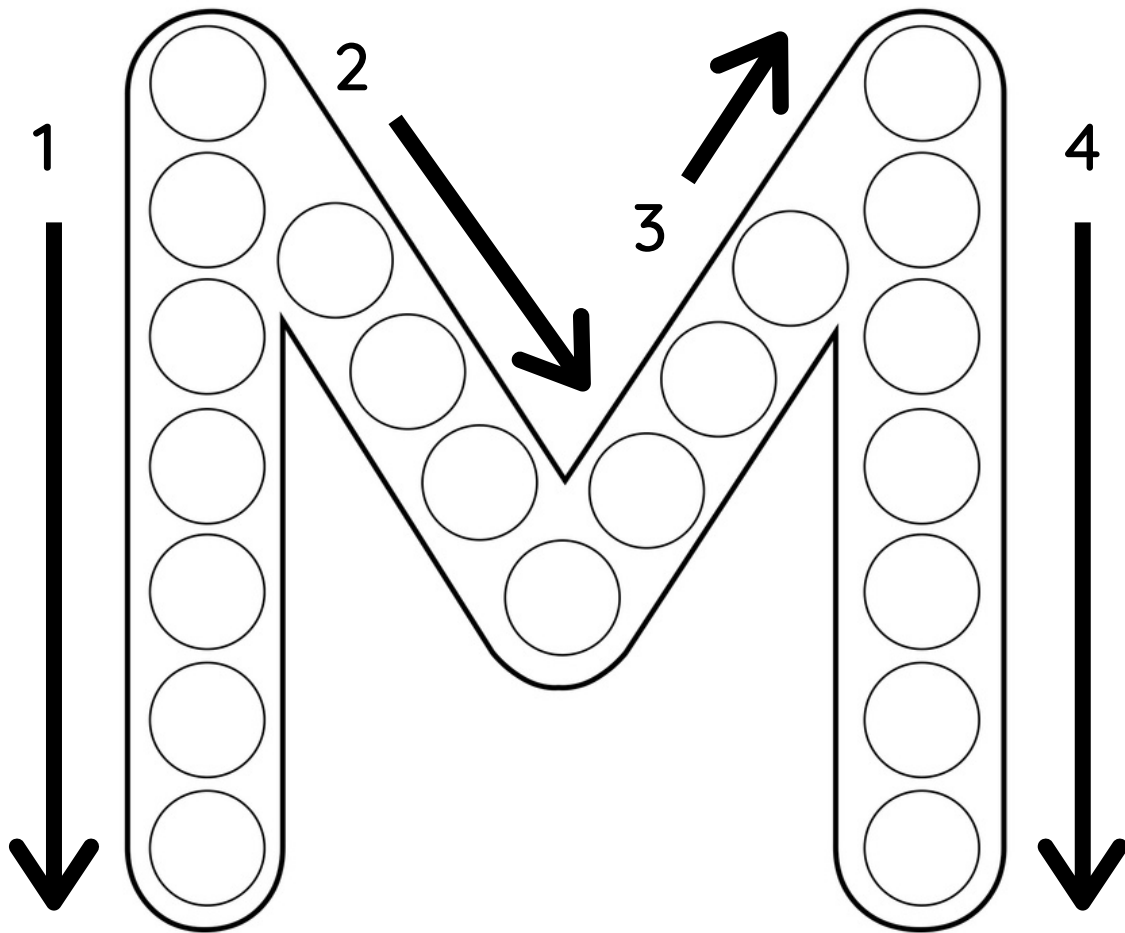


Name: \_\_\_\_\_


Date: \_\_\_\_\_

## BümoBeats Week 3

Directions: Use a dot marker to dot the letter.



Directions: Find and dot the "M".







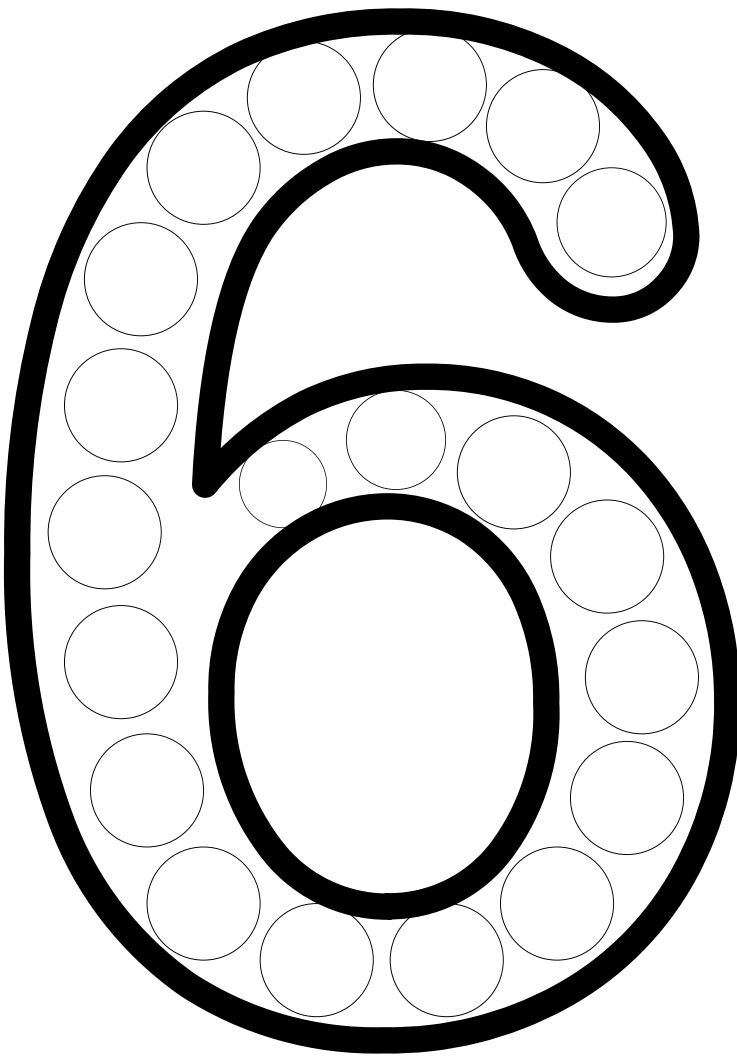


Name: \_\_\_\_\_

Date: \_\_\_\_\_

## BümoBeats Week 4

Directions: Use your dot marker to trace the number 6 and color in the apples. How many apples do you see?


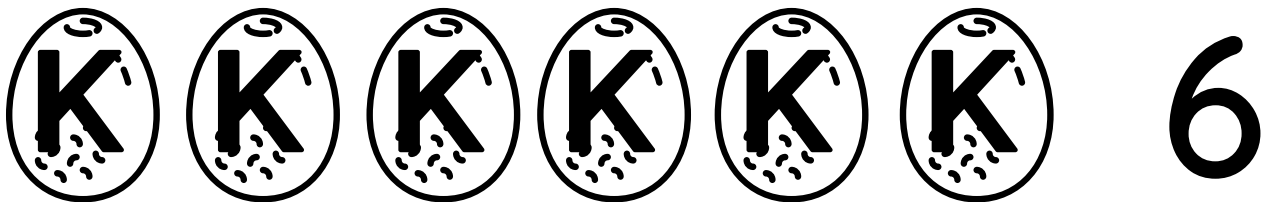



Name: \_\_\_\_\_

Date: \_\_\_\_\_

## BūmoBeats Week 5

Directions: Use your dot marker to dot on the letter fruits as you count them.  
What letters do you see?







# **BümoBrain Live Classes**



**Join us for Winter Session 2  
January 11th – February 12th**

**Sign up on [www.bumobrain.com](http://www.bumobrain.com)**