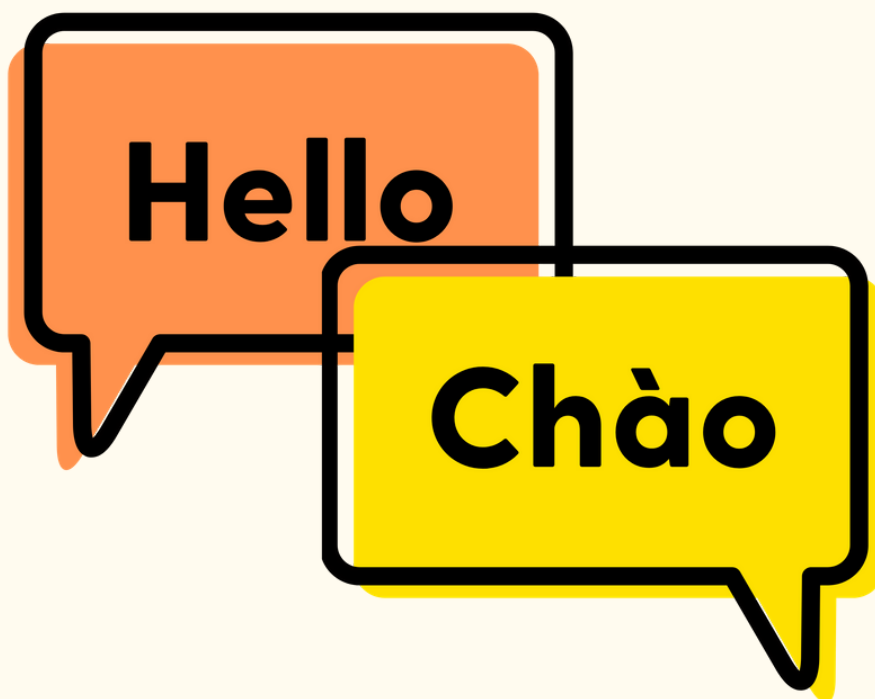




# BümoBrain Live Classes



**Chào, BümoBuddies!**

An Introduction to Vietnamese  
Level 1

Please print this out to use in class.



# Winter Session 1 Vietnamese Level 1 Materials List

Please have these materials ready for hands-on activities in class.


- Crayons or coloring supplies
- Play-doh

Name: \_\_\_\_\_



Date: \_\_\_\_\_

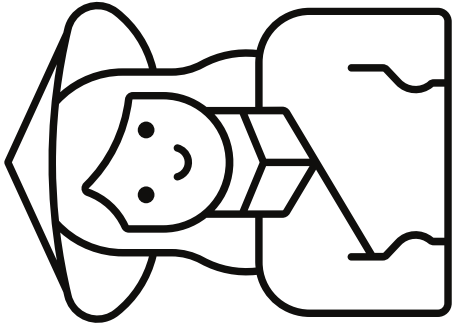
## Vietnamese Level 1 Week 1

Directions: Listen to your teacher's instructions on how to color and decorate your paper crown! Please cut out the crown on page TWO. This page is just a preview.


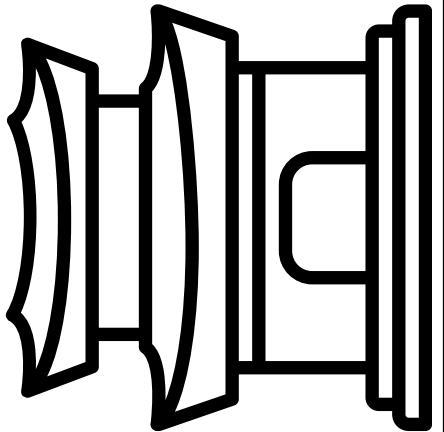
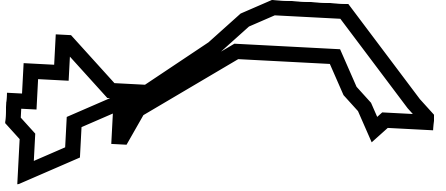
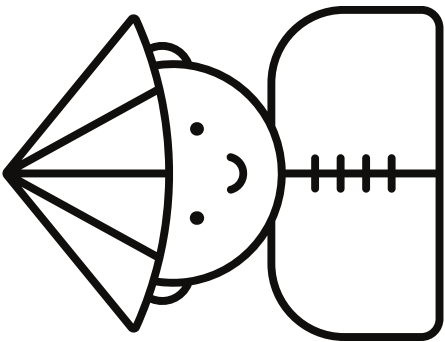


# Chào





chào



Name: \_\_\_\_\_


Date: \_\_\_\_\_

## Vietnamese Level 1 Week 2


Directions: Draw a line from the picture to the correct number.




5




1



3



4




2

Name: \_\_\_\_\_

Date: \_\_\_\_\_

## Vietnamese Level 1 Week 3

Directions: Cut and paste the body parts to the correct place on the body.



<b>Tóc</b> Hair	<b>Tay</b> Hand	<b>Chân</b> Leg	<b>Bụng</b> Stomach
--------------------	--------------------	--------------------	------------------------

Name:

Date:

## Vietnamese Level 1 Week 4

Directions: Use a dot marker draw a line to match the picture with the correct words.



**Buổi chiều**

Afternoon



**Ban đêm**

Night



**Buổi sáng**

Morning




Name:

Date:

## Vietnamese Level 1 Week 5

Directions: Draw a family portrait. Then, color in the boxes for family members that you drew.



Bố

Mẹ

Ông

Bà

Anh

Chị

Em







# **BümoBrain Live Classes**



**Join us for Winter Session 2  
January 11th – February 12th**

**Sign up on [www.bumobrain.com](http://www.bumobrain.com)**