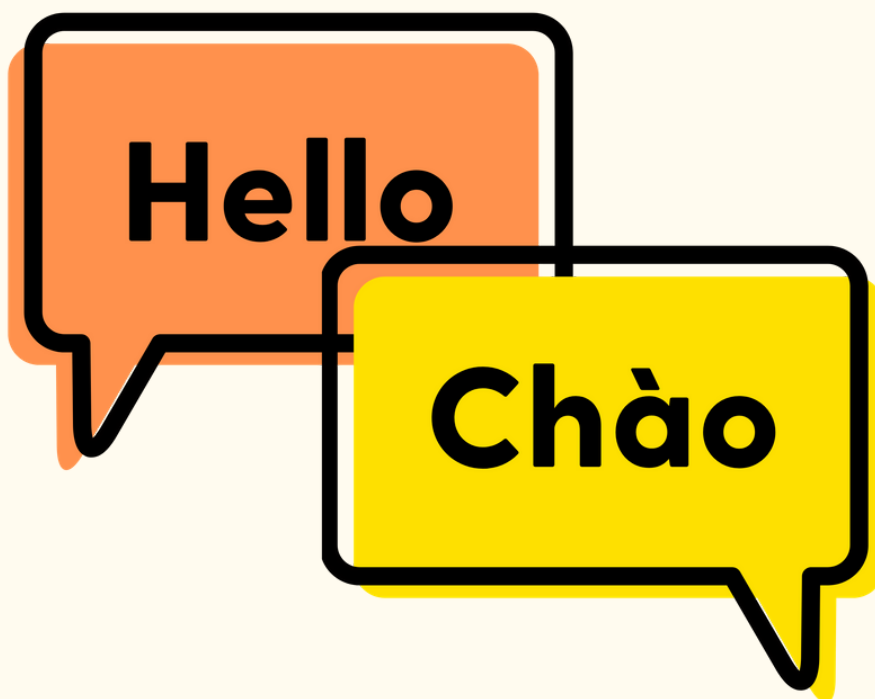




BümoBrain Live Classes



Chào, BümoBuddies!

Vietnamese Level 2

Please print this out to use in class.



Winter Session 1 Vietnamese Level 2 Materials List

Please have these materials ready for hands-on activities in class.



- Crayons or coloring supplies
- Play-doh

Name: _____




Date: _____

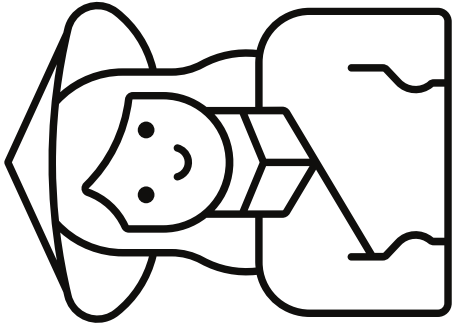
Vietnamese Level 2 Week 1

Directions: Listen to your teacher's instructions on how to color and decorate your paper crown! Please cut out the crown on page TWO. This page is just a preview.


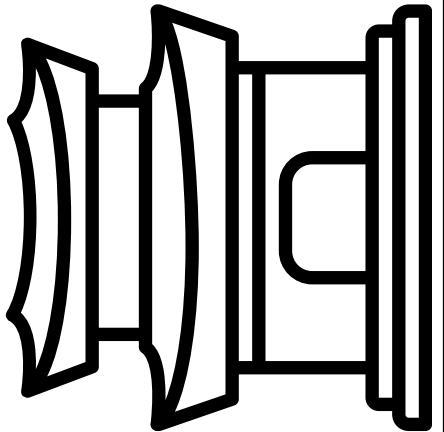
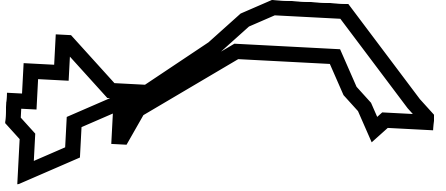
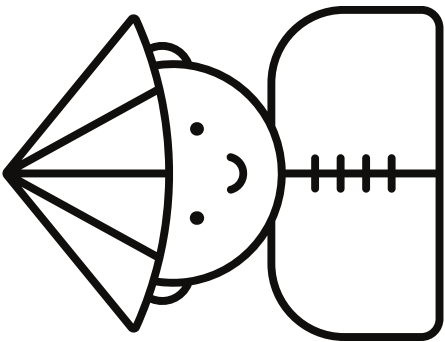


Chào





chào



Name: _____


Date: _____

Vietnamese Level 2 Week 2

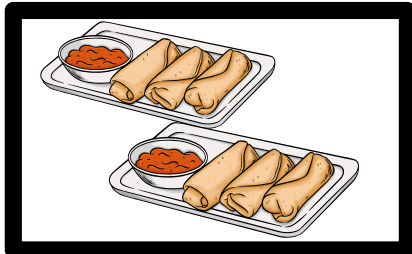
Directions: Draw a line from the picture to the correct number.




6




4



10



2



5

Name:

Date:

Vietnamese Level 2 Week 3

Directions: Circle the emotion of how the girl feels. Then cut and paste the body parts to the correct box.

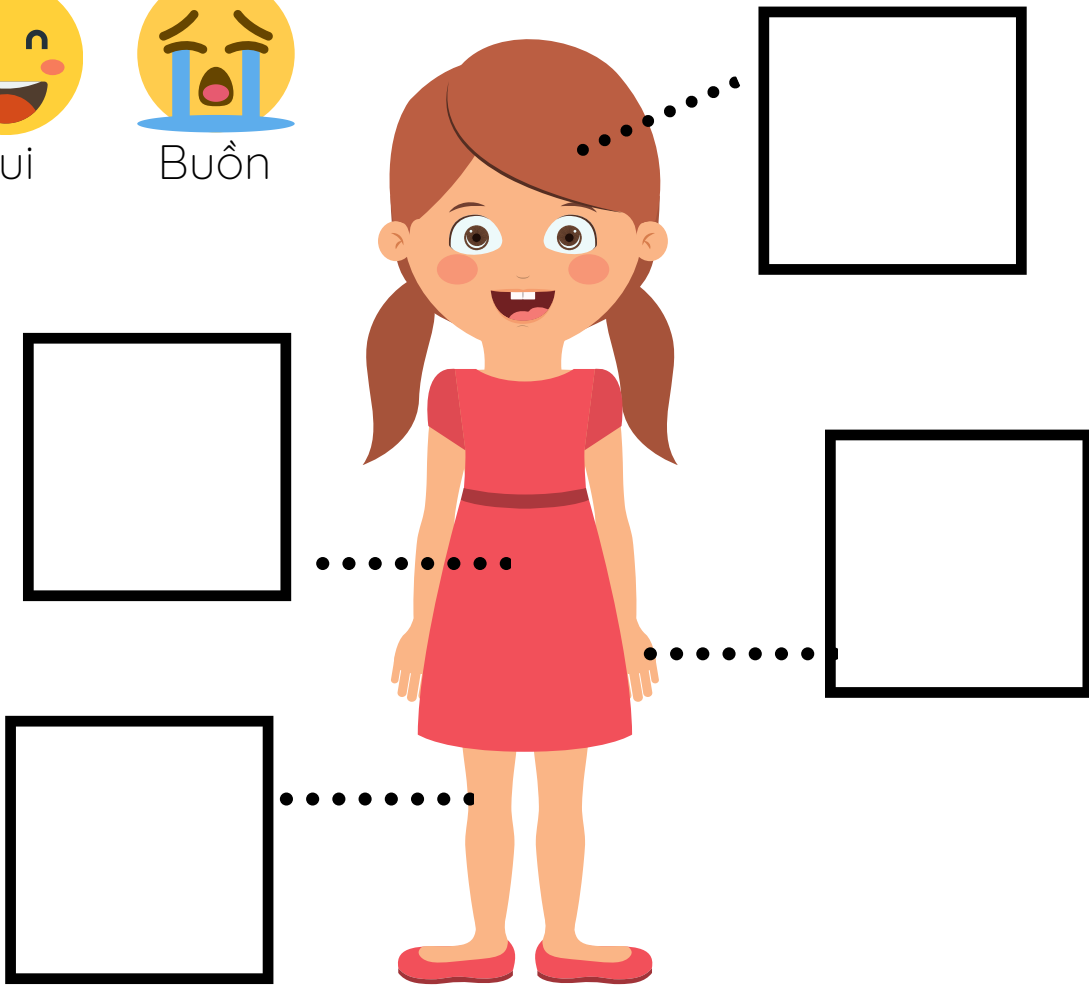
How does the girl feel?



Vui



Buồn



Tóc

Hair



Tay

Hand



Chân

Leg



Bụng

Stomach



Name:

Date:

Vietnamese Level 2 Week 4

Directions: Draw a line to match the day of the week in English and Vietnamese.

Monday •

• Thứ ba

Tuesday •

• Thứ năm

Wednesday •

• Thứ hai

Thursday •

• Thứ sáu

Friday •

• Thứ tư




Name:

Date:

Vietnamese Level 2 week 5

Directions: Draw a family portrait. Then, color in the boxes for family members that you drew.



Bố

Mẹ

Ông

Bà

Anh

Chị

Em gái

Em trai





BümoBrain Live Classes



**Join us for Winter Session 2
January 11th – February 12th**

Sign up on www.bumobrain.com