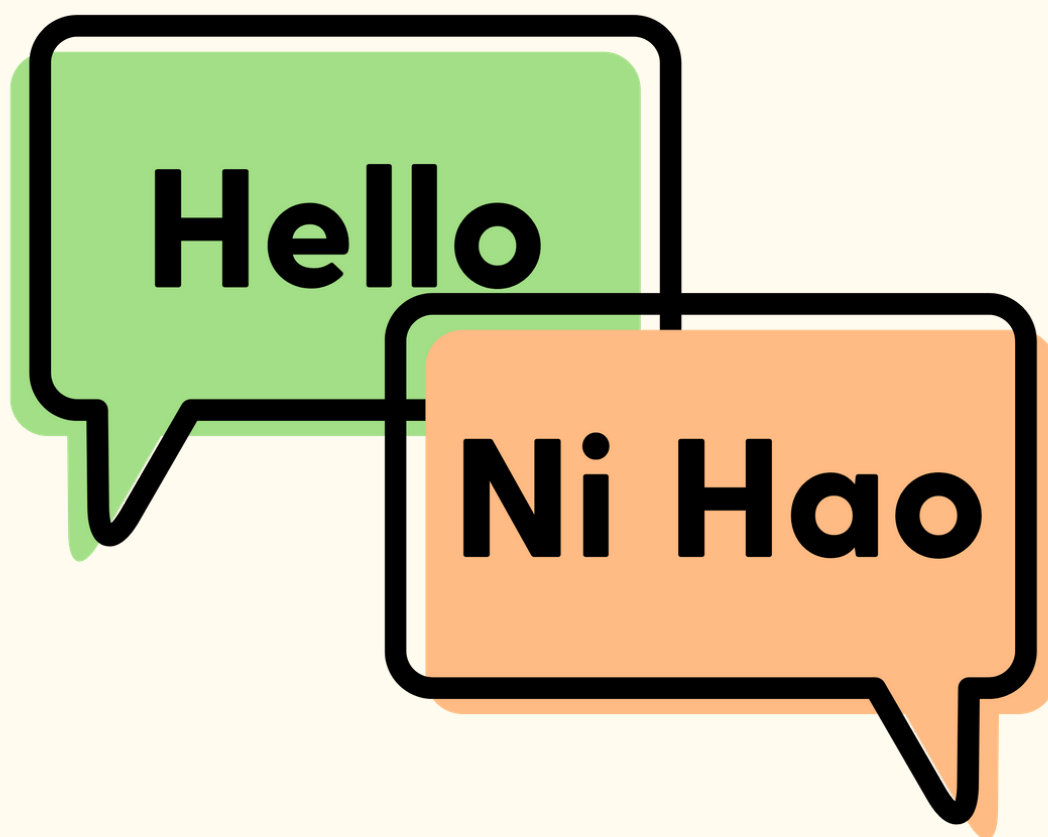




BümoBrain Live Classes



Ni Hao, BümoBuddies!

Mandarin Level 3

Please print this out to use in class.



Winter Session 1 Mandarin Level 3 Materials List

Please have these materials ready for hands-on activities in class.


- Play-dough
- Dot markers

Name: _____


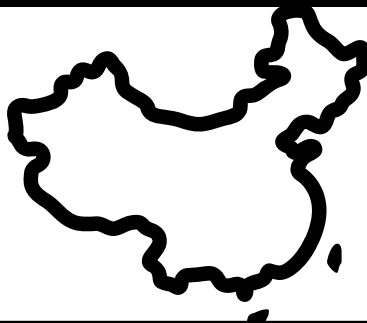


Date: _____

Mandarin Level 3

Directions: Color and decorate your paper crown! You can wear this in your Mandarin class, your BūmoTeacher cannot wait to see! Please cut out the crown on page TWO. This page is just a preview.


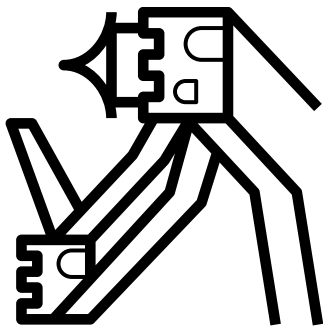
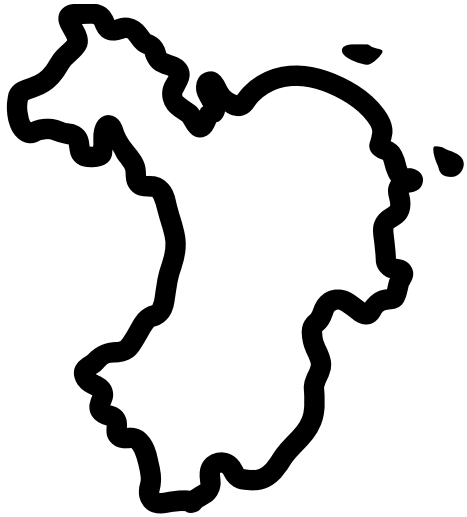




你好





你好















Name: _____

Date: _____

Mandarin Level 3 week 1

Directions: Listen to the teacher's instructions in class and use your dot marker to dot below the things you 喜欢 xǐhuān (like)!






Name: _____

Date: _____



Mandarin Level 3 week 2

Directions: Listen to the teacher's instruction in class. Dot on the correct picture.

早上
Zǎoshang



晚上
Wǎnshàng



Name:

Date:

Mandarin Level 3 Week 3

Directions: Draw a picture of a place you would like to go.

我想去...



Name:

Date:

Mandarin Level 3 week 4

Directions: Use your dot marker to dot on the correct picture. Listen carefully to the teacher's instruction in class.

画画

Huàhuà



看书

Kànshu



游泳

Yóuyǒng



跳舞

Tiàowǔ



Name: _____

Date: _____

Mandarin Level 3 week 5

Directions: Let's color our 春聯 (Chūnlián)!





BümoBrain Live Classes



**Join us for Winter Session 2
January 11th – February 12th**

Sign up on www.bumobrain.com