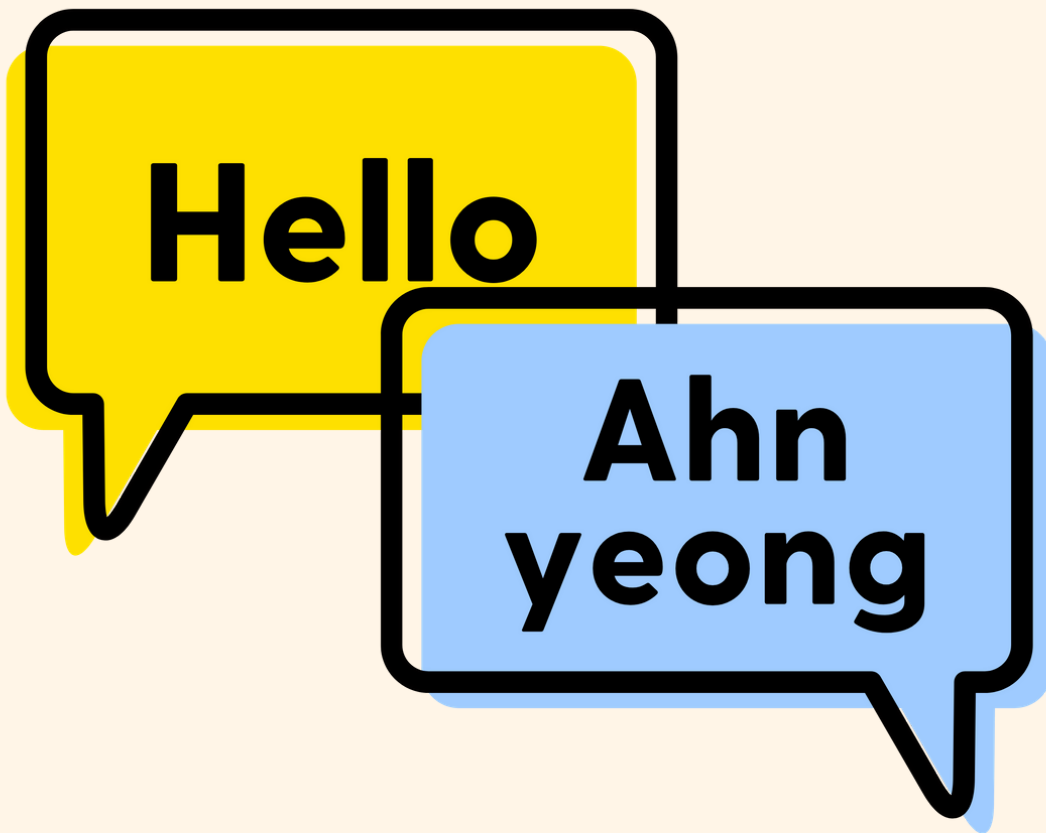




BümoBrain Live Classes



Ahnyeong, BümoBuddies!

An Introduction to Korean

Please print this out to use in class.



Winter Session 1 Korean Level 1 Materials List

Please have these materials ready for hands-on activities in class.

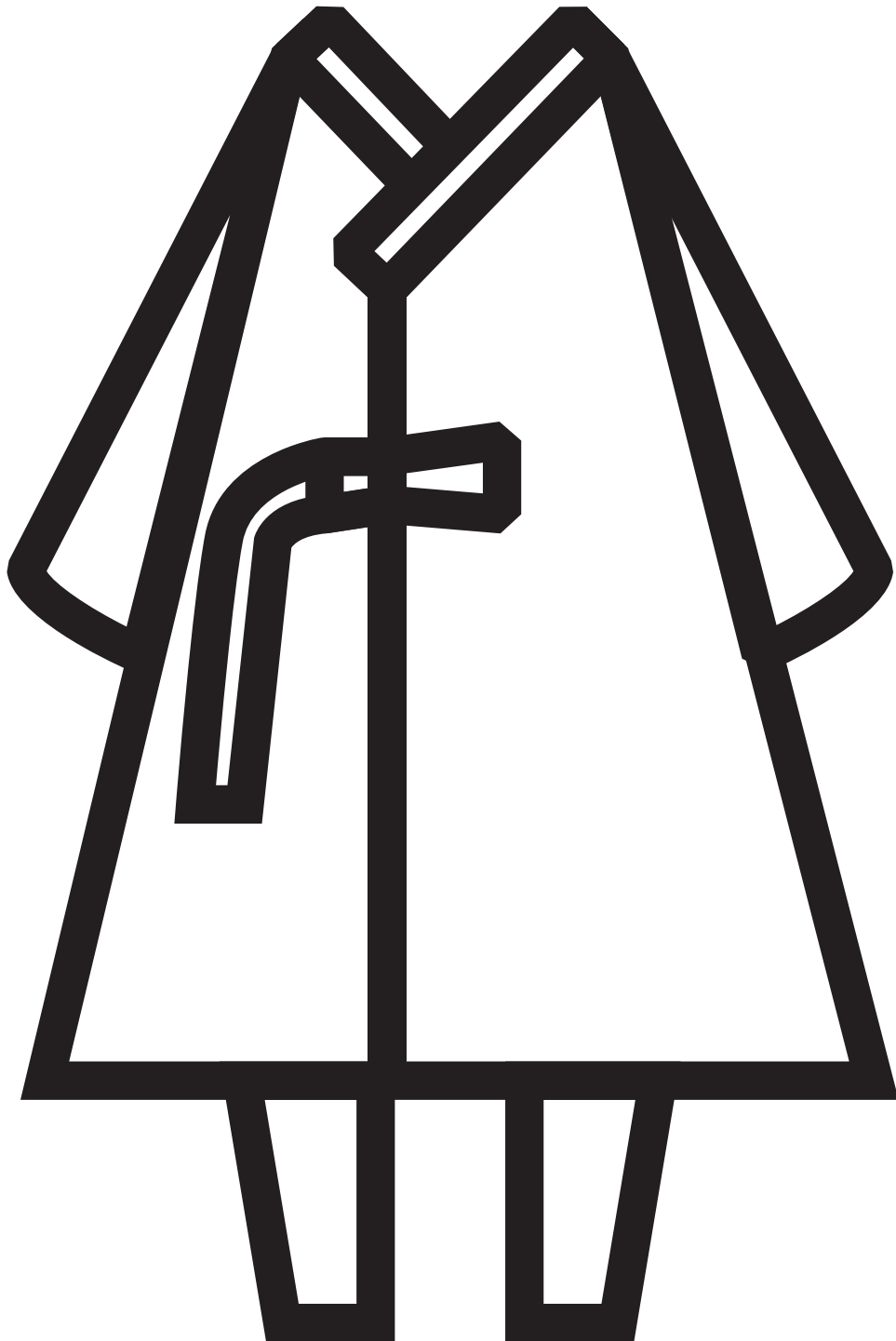
- Play-dough
- Dot markers
- Popsicle sticks (only for week 5)

Name:

Date:

Korean Level 1 Week 1

Directions: Color and decorate the hanboks on page 1 and 2.

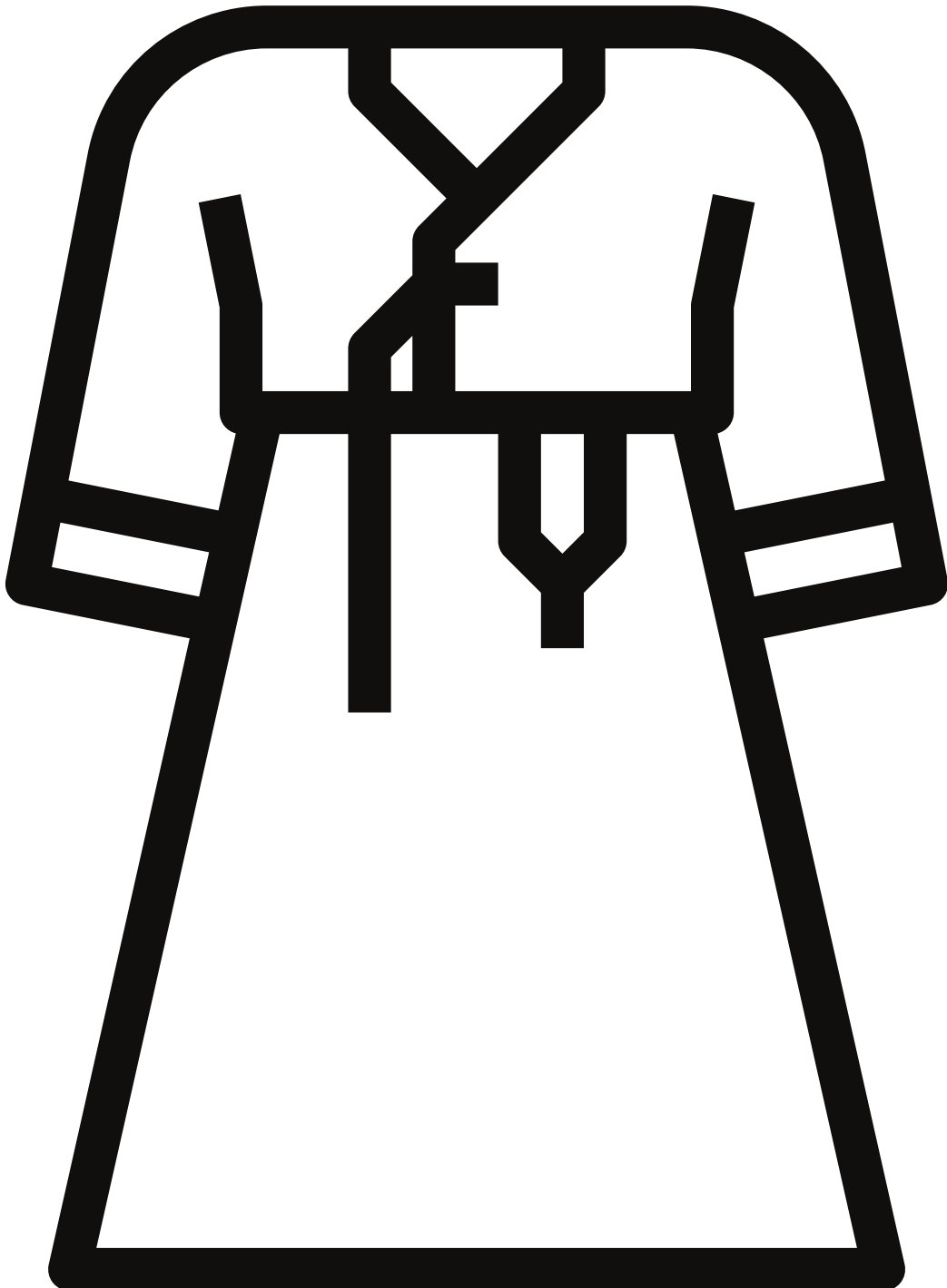


Name: _____

Date: _____

Korean Level 1 Week 1

Directions: Color and decorate the hanboks on page 1 and 2.







Name: _____

Date: _____

Korean Level 1 Week 2

Directions: Cut out the pieces and put them together to complete the puzzle.



코끼리

Name: _____

Date: _____

Korean Level 1 Week 2

Directions: Cut out the pieces and put them together to complete the puzzle.







곰

Name: _____

Date: _____

Korean Level 1 Week 3

Directions: Color the pictures and practice saying the words in Korean with your teacher.


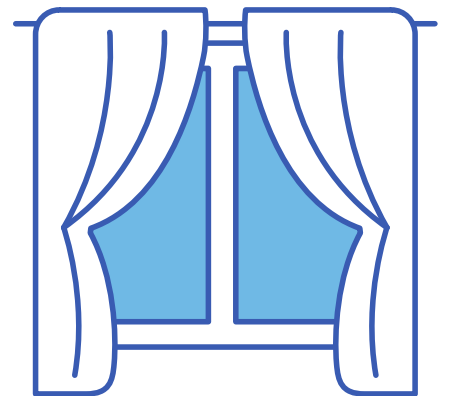


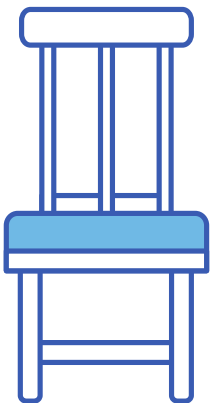


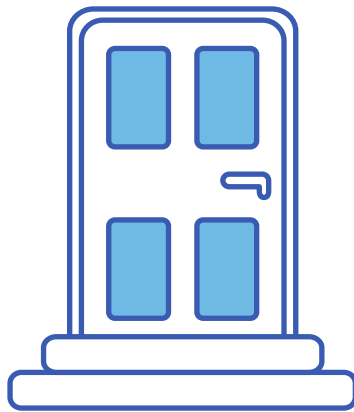



Name: _____

Date: _____

Korean Level 1 Week 4

Directions: Listen to the directions from your teacher and put a dot underneath the correct picture using your dot marker.





Name: _____

Date: _____

Korean Level 1 Week 5

Directions: Cut out and glue the pictures onto popsicle sticks. We will use these to vote for what Snakey's sister will choose at her doljabi!




Name: _____

Date: _____

Korean Level 1 Week 5

Directions: Cut out and glue the pictures onto popsicle sticks. We will use these to vote for what Snakey's sister will choose at her doljabi!





BümoBrain Live Classes



**Join us for Winter Session 2
January 11th – February 12th**

Sign up on www.bumobrain.com