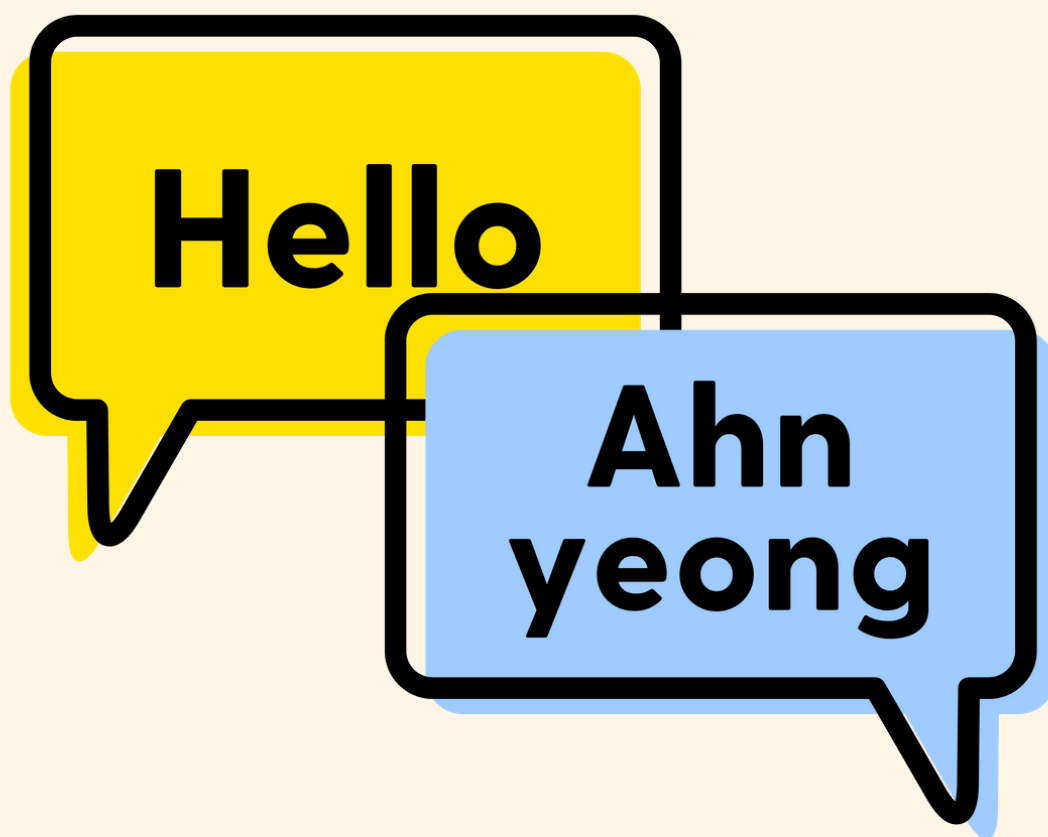




BümoBrain Live Classes



Ahnyeong, BümoBuddies!

Korean Level 2

Please print this out to use in class.



Winter Session 1 Korean Level 2 Materials List

Please have these materials ready for hands-on activities in class.

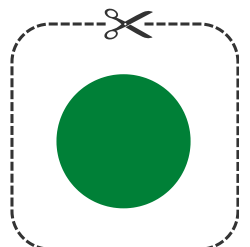
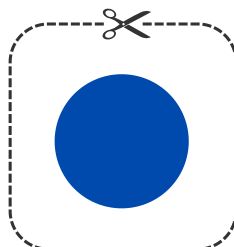
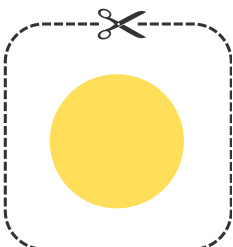
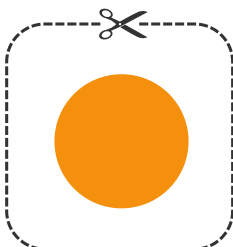
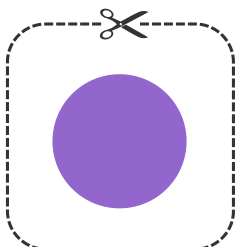
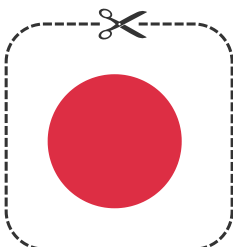



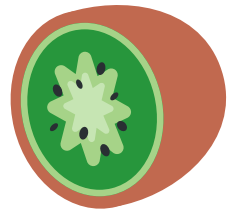








- Play-dough
- Dot markers

Name: _____

Date: _____

Korean Level 2 Week 1

Directions: Cut and paste to match the colors at the bottom to the pictures that have the same color!



Name: _____

Date: _____

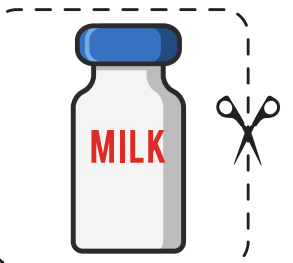
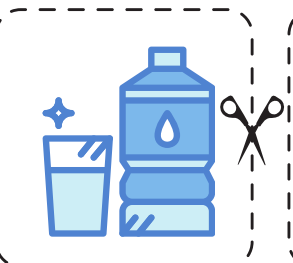
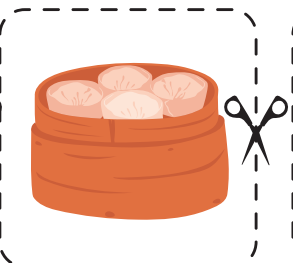




Korean Level 2 Week 2

Directions: Cut, sort, and paste all the things you like and all the things you dislike!



좋아요
I like...

싫어요
I dislike...





Name: _____

Date: _____

Korean Level 2 Week 3

Directions: Draw a picture or cut and paste your favorite activity or hobby! Then, practice saying it in class.



Name: _____

Date: _____

Korean Level 2 Week 4

Directions: Draw a line to match the animal with the sound it makes.



꿀꿀

Kkul-kkul!




괵괵

Kkwaek-kkwaek




음매

Eum-meh!



야옹

Yaong!



멍멍







Mung-mung!

Name: _____

Date: _____

Korean Level 2 Week 5

Directions: Listen to the teacher's instructions in class and use your dot marker to dot below the things you like to do.





BümoBrain Live Classes



**Join us for Winter Session 2
January 11th – February 12th**

Sign up on www.bumobrain.com