



BümoBrain Live Classes



Mushy Math

Adding & Grouping with Playdoh

Please print this out to use in class.



Winter Session 1 Mushy Math Materials List

Please have these materials ready for hands-on activities in class.



- Play-doh (at least 3 different colors)
- Popsicle sticks

Name: _____

Date: _____

Mushy Math Week 1

Directions: Follow the directions your teacher gives you in class.





Name: _____

Date: _____

Mushy Math Week 1

Directions: Follow the directions your teacher gives you in class.



Name: _____



Date: _____

Mushy Math Week 2

Directions: Follow the directions your teacher gives you in class.

3

4



Name: _____

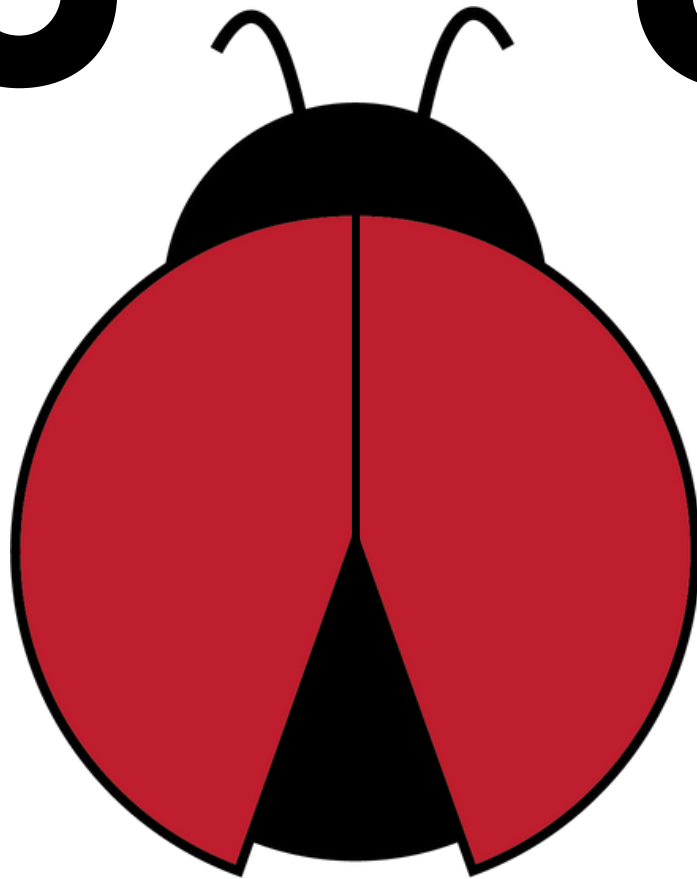
Date: _____

Mushy Math Week 3

Directions: Follow the directions your teacher gives you in class.

5

6



Name: _____

Date: _____

Mushy Math Week 4

Directions: Follow the directions your teacher gives you in class.

7



8



Name: _____

Date: _____

Mushy Math Week 5

Directions: Follow the directions your teacher gives you in class.

9 10

BINGO

3	9	6	10
8	1	7	9
10	5	3	8
2	4	6	7



BümoBrain Live Classes



**Join us for Winter Session 2
January 11th – February 12th**

Sign up on www.bumobrain.com